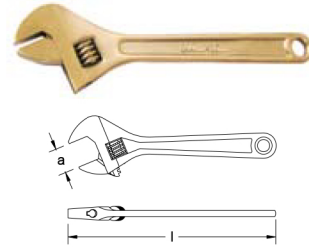


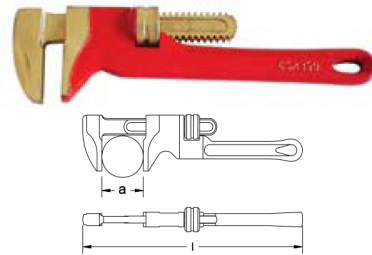
## Wrench - Adjustable

Item Number	Standard			Metric		
	Length (l)	Capacity (a)	Weight	Length (l)	Capacity (a)	Weight
912-510-02A	4"	0 - 1/2"	0.066 lbs	100 mm	0 - 13 mm	0.030 kg
912-510-04A	6"	0 - 3/4"	0.265 lbs	150 mm	0 - 18 mm	0.120 kg
912-510-06A	8"	0 - 1"	0.573 lbs	200 mm	0 - 24 mm	0.260 kg
912-510-08A	10"	0 - 1 3/16"	0.882 lbs	250 mm	0 - 30 mm	0.400 kg
912-510-10A	12"	0 - 1 3/8"	1.455 lbs	300 mm	0 - 36 mm	0.660 kg
912-510-12A	15"	0 - 1 3/4"	2.844 lbs	375 mm	0 - 46 mm	1.290 kg
912-510-14A	18"	0 - 2 3/16"	4.564 lbs	450 mm	0 - 55 mm	2.070 kg
912-510-16A	24"	0 - 2 9/16"	9.480 lbs	600 mm	0 - 65 mm	4.300 kg



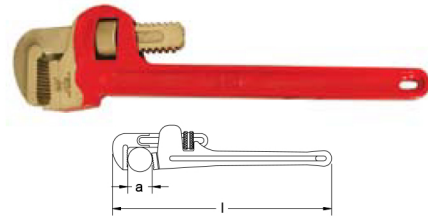
## Wrench - Monkey

Item Number	Standard			Metric		
	Length (l)	Capacity (a)	Weight	Length (l)	Capacity (a)	Weight
912-710-02A	9 1/2"	0 - 1 3/4"	1.036 lbs	240 mm	0 - 45 mm	0.470 kg
912-710-04A	10"	0 - 1 7/8"	1.235 lbs	254 mm	0 - 48 mm	0.560 kg
912-710-06A	12"	0 - 2 1/4"	2.381 lbs	305 mm	0 - 58 mm	1.080 kg
912-710-08A	14"	0 - 2 1/2"	2.469 lbs	350 mm	0 - 65 mm	1.120 kg
912-710-10A	15"	0 - 2 3/4"	2.954 lbs	380 mm	0 - 70 mm	1.340 kg



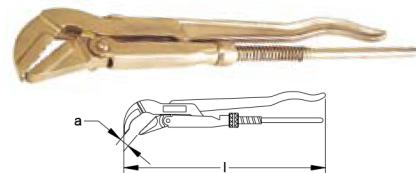
## Wrench - Pipe (American Type)

Item Number	Standard			Metric		
	Length (l)	Capacity (a)	Weight	Length (l)	Capacity (a)	Weight
913-010-02A	8"	0 - 1"	0.838 lbs	200 mm	0 - 25 mm	0.380 kg
913-010-04A	10"	0 - 1 1/8"	1.235 lbs	250 mm	0 - 30 mm	0.560 kg
913-010-06A	12"	0 - 1 9/16"	1.764 lbs	300 mm	0 - 40 mm	0.800 kg
913-010-08A	14"	0 - 2"	2.381 lbs	350 mm	0 - 50 mm	1.080 kg
913-010-10A	18"	0 - 2 3/8"	3.197 lbs	450 mm	0 - 60 mm	1.450 kg
913-010-12A	24"	0 - 3"	6.857 lbs	600 mm	0 - 75 mm	3.110 kg
913-010-14A	36"	0 - 3 5/16"	13.250 lbs	900 mm	0 - 85 mm	6.010 kg
913-010-16A	48"	0 - 4 5/16"	25.156 lbs	1200 mm	0 - 110 mm	11.410 kg
912-710-08A	14"	0 - 2 1/2"	2.469 lbs	350 mm	0 - 65 mm	1.120 kg
912-710-10A	15"	0 - 2 3/4"	2.954 lbs	380 mm	0 - 70 mm	1.340 kg




## Wrench - Pipe (Swedish Type)

Item Number	Standard			Metric		
	Length (l)	Capacity (a)	Weight	Length (l)	Capacity (a)	Weight
912-810-02A	16 1/2"	0 - 1 1/2"	2.877 lbs	420 mm	0 - 38 mm	1.305 kg
912-810-04A	21"	0 - 2"	3.539 lbs	530 mm	0 - 50 mm	1.605 kg



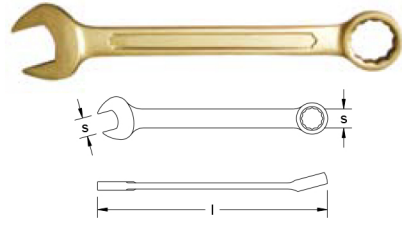
## Wrench - Pipe (Chain Type)

Item Number	Standard			Metric		
	Length (l)	Capacity (a)	Weight	Length (l)	Capacity (a)	Weight
912-910-02A	24"	0 - 4"	7.959 lbs	600 mm	0 - 100 mm	3.610 kg
912-910-04A	24"	0 - 6"	9.017 lbs	600 mm	0 - 150 mm	4.090 kg
912-910-06A	36"	0 - 8"	17.660 lbs	900 mm	0 - 200 mm	8.010 kg
912-910-08A	36"	0 - 12"	19.864 lbs	900 mm	0 - 300 mm	9.010 kg



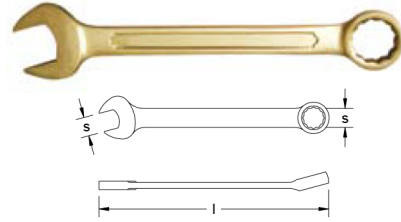
## Wrench Offset Combination Inch (DIN3113)

Item Number	Standard			Metric		
	Capacity (s)	Length (l)	Weight	Capacity (s)	Length (l)	Weight
913-610-02A	1/4"	4 1/8"	0.044	-	105 mm	0.020
913-610-04A	5/16"	4 3/4"	0.075	-	120 mm	0.034
913-610-06A	3/8"	5 1/4"	0.110	-	135 mm	0.050
913-610-08A	7/16"	5 1/4"	0.110	-	135 mm	0.050
913-610-10A	1/2"	6"	0.154	-	150 mm	0.070
913-610-12A	9/16"	6 7/8"	0.243	-	175 mm	0.110
913-610-14A	19/32"	6 7/8"	0.243	-	175 mm	0.110
913-610-16A	5/8"	7 5/8"	0.309	-	195 mm	0.140
913-610-18A	11/16"	7 5/8"	0.309	-	195 mm	0.140
913-610-20A	3/4"	8 1/2"	0.419	-	215 mm	0.190
913-610-22A	13/16"	9"	0.441	-	230 mm	0.200
913-610-24A	7/8"	9 5/8"	0.496	-	245 mm	0.225
913-610-26A	15/16"	10 3/8"	0.507	-	265 mm	0.230
913-610-28A	1"	10 3/8"	0.507	-	265 mm	0.230
913-610-30A	1 1/16"	11 3/8"	0.838	-	290 mm	0.380
913-610-32A	1 1/8"	12 1/2"	1.102	-	320 mm	0.500
913-610-34A	1 3/16"	12 1/2"	1.102	-	320 mm	0.500
913-610-36A	1 1/4"	13 3/8"	1.323	-	340 mm	0.600
913-610-38A	1 5/16"	14 1/8"	1.654	-	360 mm	0.750
913-610-40A	1 3/8"	14 1/8"	1.764	-	360 mm	0.800
913-610-42A	1 7/16"	17"		-	360 mm	
913-610-44A	1 9/16"	17"		-	430 mm	
913-610-45A	1 5/8"	17"	2.524	-	430 mm	1.145
913-610-46A	1 11/16"	19"		-	480 mm	
913-610-47A	1 3/4"	19"		-	480 mm	
913-610-48A	1 13/16"	19"		-	480 mm	
913-610-51A	2"	20 1/2"	3.913	-	520 mm	1.775
913-610-55A	2 3/16"	22"		-	560 mm	
913-610-60A	2 3/8"	22 7/8"		-	580 mm	
913-610-65A	2 9/16"	22 7/8"		-	580 mm	
913-610-66A	2 5/8"	22 7/8"		-	580 mm	
913-610-70A	2 3/4"	23 1/4"		-	590 mm	




## Wrench Offset Combination Metric (DIN3113)

Item Number	Metric			Standard		
	Capacity (s)	Length (l)	Weight	Capacity (s)	Length (l)	Weight
900-135-06A	6 mm	105 mm	0.020	-	4 1/8"	0.044
900-135-07A	7 mm	105 mm	0.020	-	4 1/8"	0.044
900-135-08A	8 mm	120 mm	0.034	-	4 3/4"	0.075
900-135-09A	9 mm	120 mm	0.034	-	4 3/4"	0.075
900-135-10A	10 mm	135 mm	0.050	-	5 1/4"	0.110
900-135-11A	11 mm	135 mm	0.050	-	5 1/2"	0.110
900-135-12A	12 mm	150 mm	0.070	-	6"	0.154
900-135-13A	13 mm	150 mm	0.070	-	6"	0.154
900-135-14A	14 mm	175 mm	0.110	-	6 7/8"	0.243
900-135-15A	15 mm	175 mm	0.110	-	6 7/8"	0.243
900-135-16A	16 mm	195 mm	0.140	-	7 5/8"	0.309
900-135-17A	17 mm	195 mm	0.140	-	7 5/8"	0.309
900-135-18A	18 mm	215 mm	0.190	-	8 1/2"	0.419
900-135-19A	19 mm	215 mm	0.190	-	8 1/2"	0.419
900-135-20A	20 mm	230 mm	0.200	-	9"	0.441
900-135-21A	21 mm	230 mm	0.200	-	9"	0.441
900-135-22A	22 mm	245 mm	0.220	-	9 5/8"	0.485
900-135-23A	23 mm	245 mm	0.220	-	9 5/8"	0.485
900-135-24A	24 mm	265 mm	0.230	-	10 3/8"	0.507
900-135-25A	25 mm	265 mm	0.230	-	10 3/8"	0.507
900-135-26A	26 mm	290 mm	0.380	-	11 3/8"	0.838
900-135-27A	27 mm	290 mm	0.380	-	11 3/8"	0.838
900-135-30A	30 mm	320 mm	0.500	-	12 1/2"	1.102
900-135-32A	32 mm	340 mm	0.600	-	13 3/8"	1.323
900-135-34A	34 mm	360 mm	0.750	-	14 1/8"	1.654
900-135-35A	35 mm	360 mm	0.800	-	14 1/8"	1.764
900-135-36A	36 mm	360 mm	0.800	-	14 1/8"	1.764
900-135-38A	38 mm	430 mm	1.300	-	17"	2.866
900-135-41A	41 mm	430 mm	1.300	-	17"	2.866
900-135-46A	46 mm	480 mm	1.700	-	19"	3.748
900-135-50A	50 mm	520 mm	2.000	-	20 1/2"	4.409
900-135-55A	55 mm	560 mm	2.500	-	22"	5.512
900-135-60A	60 mm	580 mm	2.900	-	22 7/8"	6.394
900-135-65A	65 mm	580 mm	3.300	-	22 7/8"	7.276
900-135-70A	70 mm	590 mm	4.300	-	23 1/4"	9.480



## Wrench Double Open End Inch

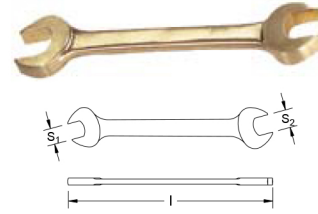
Item Number	Standard			Metric		
	Capacity S <sub>1</sub> x S <sub>2</sub>	Length (l)	Weight	Capacity S <sub>1</sub> x S <sub>2</sub>	Length (l)	Weight
914-710-02A	1/4" x 5/16"	3 1/2"	0.066	-	90 mm	0.030
914-710-04A	5/16" x 3/8"	3 15/16"	0.088	-	100 mm	0.040
914-710-06A	3/8" x 7/16"	4 5/16"	0.121	-	110 mm	0.055
914-710-08A	3/8" x 1/2"	4 1/2"	0.132	-	115 mm	0.060
914-710-10A	7/16" x 1/2"	4 3/4"	0.172	-	120 mm	0.078
914-710-12A	1/2" x 9/16"	5 1/8"	0.176	-	130 mm	0.080
914-710-14A	9/16" x 5/8"	6"	0.231	-	150 mm	0.105
914-710-16A	5/8" x 11/16"	6 1/4"	0.287	-	160 mm	0.130
914-710-18A	5/8" x 3/4"	6 1/2"	0.298	-	165 mm	0.135
914-710-20A	11/16" x 3/4"	6 5/8"	0.320	-	170 mm	0.145
914-710-22A	3/4" x 13/16"	7 1/16"	0.408	-	180 mm	0.185
914-710-24A	3/4" x 7/8"	7 1/4"	0.441	-	185 mm	0.200
914-710-26A	13/16" x 7/8"	7 1/2"	0.474	-	190 mm	0.215
914-710-28A	7/8" x 15/16"	8 1/4"	0.595	-	210 mm	0.270
914-710-30A	15/16" x 1"	8 11/16"	0.672	-	220 mm	0.305
914-710-32A	1" x 1 1/16"	9"	0.783	-	230 mm	0.355
914-710-34A	1 1/16" x 1 1/8"	9 1/4"	0.838	-	235 mm	0.380
914-710-36A	1 1/8" x 1 3/16"	9 11/16"	1.058	-	245 mm	0.480
914-710-38A	1 3/16" x 1 1/4"	9 7/8"	1.157	-	250 mm	0.525
914-710-40A	1 1/4" x 1 5/16"	10 1/4"	1.521	-	260 mm	0.690
914-710-42A	1 5/16" x 1 3/8"	11 5/8"	2.061	-	295 mm	0.935
914-710-44A	1 3/8" x 1 7/16"	12 9/16"	2.128	-	320 mm	0.965
914-710-46A	1 7/16" x 1 5/8"	13 3/16"	2.535	-	335 mm	1.150
914-710-48A	1 1/2" x 1 9/16"	13 7/8"	2.701	-	345 mm	1.225
914-710-50A	5/8" x 1 13/16"	14"	2.811	-	355 mm	1.275
914-710-52A	1 13/16" x 2"	14 9/16"	3.671	-	370 mm	1.665
914-710-54A	2" x 2 3/16"	15 1/8"	4.405	-	385 mm	1.998
914-710-56A	2" x 2 3/8"	15 3/4"	5.016	-	400 mm	2.275
914-710-58A	2 3/16" x 2 3/8"	16 5/16"	5.622	-	415 mm	2.550
914-710-60A	2 3/8" x 2 9/16"	17 1/8"	7.959	-	435 mm	3.610





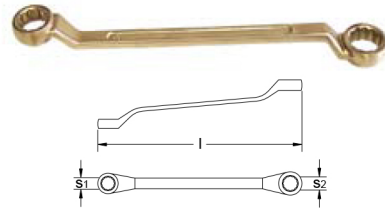
## Wrench Double Open End Metric

Item Number	Metric			Standard		
	Capacity S <sub>1</sub> x S <sub>2</sub>	Length (l)	Weight	Capacity S <sub>1</sub> x S <sub>2</sub>	Length (l)	Weight
914-500-57A	5.5 mm x 7 mm	90 mm	0.066	-	3 1/2"	0.030
914-500-67A	6mm x 7 mm	92 mm	0.077	-	3 5/8"	0.035
914-500-68A	6 mm x 8 mm	94 mm	0.088	-	3 11/16"	0.040
914-500-79A	7 mm x 9 mm	96 mm	0.110	-	3 3/4"	0.050
914-500-89A	8 mm x 9 mm	98 mm	0.121	-	3 7/8"	0.055
914-508-10A	8 mm x 10 mm	100 mm	0.130	-	3 15/16"	0.059
914-509-10A	9 mm x 10 mm	105 mm	0.141	-	4 1/8"	0.064
914-509-11A	9 mm x 11 mm	110 mm	0.154	-	4 5/16"	0.070
914-510-11A	10 mm x 11 mm	115 mm	0.170	-	4 1/2"	0.077
914-510-12A	10 mm x 12 mm	120 mm	0.192	-	4 3/4"	0.087
914-510-14A	10 mm x 14 mm	124 mm	0.231	-	4 7/8"	0.105
914-511-13A	11 mm x 13 mm	126 mm	0.251	-	5"	0.114
914-512-13A	12 mm x 13 mm	128 mm	0.276	-	5 1/16"	0.125
914-512-14A	12 mm x 14 mm	130 mm	0.293	-	5 1/8"	0.133
914-513-17A	13 mm x 17 mm	140 mm	0.302	-	5 1/2"	0.137
914-514-15A	14 mm x 15 mm	143 mm	0.331	-	5 5/8"	0.150
914-514-17A	14 mm x 17 mm	150 mm	0.364	-	6"	0.165
914-516-17A	16 mm x 17 mm	157 mm	0.403	-	6 1/8"	0.183
914-516-18A	16 mm x 18 mm	163 mm	0.434	-	6 7/16"	0.197
914-517-19A	17 mm x 19 mm	170 mm	0.474	-	6 11/16"	0.215
914-517-21A	17 mm x 21 mm	173 mm	0.518	-	6 13/16"	0.235
914-517-22A	17 mm x 22 mm	176 mm	1.102	-	7"	0.500
914-518-19A	18 mm x 19 mm	179 mm	0.573	-	7 1/16"	0.260
914-519-21A	19 mm x 21 mm	182 mm	0.617	-	7 3/16"	0.280
914-519-22A	19 mm x 22 mm	185 mm	0.666	-	7 1/4"	0.302
914-519-24A	19 mm x 24 mm	190 mm	0.772	-	7 1/2"	0.350
914-520-22A	20 mm x 22 mm	195 mm	0.827	-	7 11/16"	0.375
914-521-23A	21 mm x 23 mm	200 mm	0.860	-	7 7/8"	0.390
914-521-26A	21 mm x 26 mm	205 mm	0.893	-	8"	0.405
914-522-24A	22 mm x 24 mm	210 mm	0.948	-	8 1/4"	0.430
914-522-27A	22 mm x 27 mm	215 mm	0.981	-	8 7/16"	0.445
914-523-26A	23 mm x 26 mm	220 mm	1.036	-	8 11/16"	0.470
914-524-26A	24 mm x 26 mm	225 mm	1.080	-	8 7/8"	0.490
914-524-27A	24 mm x 27 mm	230 mm	1.080	-	9"	0.490
914-524-30A	24 mm x 30 mm	233 mm	1.102	-	9 3/16"	0.500
914-525-28A	25 mm x 28 mm	236 mm	1.135	-	9 5/16"	0.515
914-526-29A	26 mm x 29 mm	240 mm	1.168	-	9 7/16"	0.530
914-526-32A	26 mm x 32 mm	243 mm	1.202	-	9 9/16"	0.545
914-527-29A	27 mm x 29 mm	246 mm	1.268	-	9 11/16"	0.575
914-527-30A	27 mm x 30 mm	250 mm	1.307	-	9 7/8"	0.593
914-527-32A	27 mm x 32 mm	255 mm	1.378	-	10"	0.625
914-529-32A	29 mm x 32 mm	260 mm	1.466	-	10 1/4"	0.665
914-530-32A	30 mm x 32 mm	265 mm	1.565	-	10 7/16"	0.710
914-530-36A	30 mm x 36 mm	270 mm	1.863	-	10 5/8"	0.845
914-532-34A	32 mm x 34 mm	275 mm	2.128	-	10 13/16"	0.965
914-532-36A	32 mm x 36 mm	290 mm	2.326	-	11 7/16"	1.055
914-534-36A	34 mm x 36 mm	305 mm	2.976	-	12"	1.350
914-536-38A	36 mm x 38 mm	320 mm	3.197	-	12 9/16"	1.450
914-536-41A	36 mm x 41 mm	335 mm	3.241	-	13 3/16"	1.470
914-538-40A	38 mm x 40 mm	345 mm	3.461	-	13 7/8"	1.570
914-541-46A	41 mm x 46 mm	355 mm	3.616	-	14"	1.640
914-546-50A	46 mm x 50 mm	370 mm	4.476	-	14 9/16"	2.030
914-550-55A	50 mm x 55 mm	385 mm	5.258	-	15 1/8"	2.385
914-550-60A	50 mm x 60 mm	400 mm	6.217	-	15 3/4"	2.820
914-555-60A	55 mm x 60 mm	415 mm	6.592	-	16 5/16"	2.990
914-560-65A	60 mm x 65 mm	435 mm	9.150	-	17 1/8"	4.150
914-565-70A	65 mm x 70 mm	460 mm	12.357	-	18 1/8"	5.605



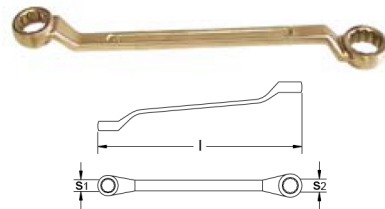
## Wrench Offset Double Box End Inch

Item Number	Standard			Metric		
	Capacity S <sub>1</sub> x S <sub>2</sub>	Length (l)	Weight	Capacity S <sub>1</sub> x S <sub>2</sub>	Length (l)	Weight
915-310-02A	1/4" x 5/16"	4 1/2"	0.060	-	115 mm	0.027
915-310-04A	5/16" x 3/8"	5"	0.088	-	125 mm	0.040
915-310-06A	3/8" x 7/16"	5 1/2"	0.121	-	140 mm	0.055
915-310-08A	7/16" x 1/2"	6 1/8"	0.176	-	155 mm	0.080
915-310-10A	1/2" x 9/16"	6 7/8"	0.231	-	175 mm	0.105
915-310-12A	9/16" x 5/8"	8 1/2"	0.375	-	215 mm	0.170
915-310-14A	5/8" x 11/16"	8 5/8"	0.419	-	220 mm	0.190
915-310-16A	11/16" x 3/4"	9 5/8"	0.474	-	245 mm	0.215
915-310-18A	3/4" x 13/16"	10"	0.595	-	255 mm	0.270
915-310-20A	13/16" x 7/8"	10 3/4"	0.706	-	275 mm	0.320
915-310-22A	7/8" x 15/16"	12"	0.816	-	305 mm	0.370
915-310-24A	15/16" x 1"	12 1/4"	0.827	-	310 mm	0.375
915-310-26A	1" x 1 1/16"	13"	1.080	-	330 mm	0.490
915-310-28A	1 1/16" x 1 1/8"	13"	1.146	-	330 mm	0.520
915-310-30A	1 1/8" x 1 3/16"	14 1/2"	1.676	-	370 mm	0.760
915-310-32A	1 3/16" x 1 1/4"	14 1/2"	1.687	-	370 mm	0.765
915-310-34A	1 1/4" x 1 5/16"	15"	2.061	-	380 mm	0.935
915-310-36A	1 5/16" x 1 3/8"	16 1/8"	2.117	-	410 mm	0.960
915-310-38A	1 3/8" x 1 7/16"	16 1/8"	2.888	-	410 mm	1.310
915-310-40A	1 7/16" x 1 5/8"	17 3/4"	3.197	-	450 mm	1.450
915-310-42A	1 1/2" x 1 9/16"	18 1/8"	3.616	-	460 mm	1.640
915-310-44A	1 5/8" x 1 13/16"	18 1/2"	4.200	-	470 mm	1.905
915-310-46A	1 13/16" x 2"	19 3/8"	5.104	-	490 mm	2.315
915-310-48A	2" x 2 3/16"	20"	5.203	-	510 mm	2.360
915-310-50A	2" x 2 3/8"	20 1/2"	6.052	-	520 mm	2.745
915-310-52A	2 3/16" x 2 3/8"	20 3/4"	6.405	-	530 mm	2.905
915-310-54A	2 3/8" x 2 3/4"	22"	7.948	-	560 mm	3.605




## Wrench Offset Double Box End Metric

Item Number	Metric			Standard		
	Capacity S <sub>1</sub> x S <sub>2</sub>	Length (l)	Weight	Capacity S <sub>1</sub> x S <sub>2</sub>	Length (l)	Weight
915-110-40A	17 mm x 19 mm	250 mm	0.205	-	9 7/8"	0.452
915-110-50A	19 mm x 22 mm	280 mm	0.280	-	11"	0.617
915-110-52A	19 mm x 24 mm	310 mm	0.320	-	12 1/4"	0.706
915-110-56A	21 mm x 23 mm	285 mm	0.360	-	11 1/4"	0.794
915-110-60A	22 mm x 24 mm	310 mm	0.415	-	12 1/4"	0.915
915-110-68A	24 mm x 27 mm	340 mm	0.475	-	13 3/8"	1.047
915-110-80A	27 mm x 30 mm	360 mm	0.645	-	14 1/8"	1.422
915-110-86A	30 mm x 32 mm	380 mm	0.736	-	15"	1.623
915-110-94A	32 mm x 36 mm	410 mm	1.030	-	16 1/8"	2.271
915-111-02A	36 mm x 41 mm	450 mm	1.465	-	17 3/4"	3.230
915-111-06A	41 mm x 46 mm	470 mm	1.905	-	18 1/2"	4.200
915-111-08A	46 mm x 50 mm	490 mm	2.315	-	19 3/8"	5.104
915-111A10A	50 mm x 55 mm	510 mm	0.236	-	20"	0.520



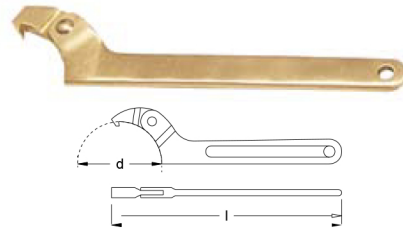
## Wrench Spanner (Fixed Hook)

Item Number	Standard			Metric		
	Length (l)	Range (d)	Weight	Length (l)	Range (d)	Weight
917-310-02A	5 1/2"	1 3/16" - 1 1/4"	0.126	140 mm	30 mm - 32 mm	0.057
917-310-04A	6 5/8"	1 3/8" - 1 7/16"	0.187	170 mm	34 mm - 36 mm	0.085
917-310-06A	7"	1 9/16" - 1 11/16"	0.209	176 mm	40 mm - 42 mm	0.095
917-310-08A	8 1/4"	1 3/4" - 2"	0.320	209 mm	45 mm - 50 mm	0.145
917-310-10A	8 3/8"	2 1/16" - 2 3/16"	0.331	212 mm	52 mm - 55 mm	0.150
917-310-12A	9 5/8"	2 5/16" - 2 7/16"	0.441	244 mm	58 mm - 62 mm	0.200
917-310-14A	9 7/8"	2 11/16" - 3"	0.529	250 mm	68 mm - 75 mm	0.240
917-310-16A	11 1/8"	3 3/16" - 3 9/16"	0.783	284 mm	80 mm - 90 mm	0.355
917-310-18A	11 3/8"	3 3/4" - 4"	0.860	288 mm	95 mm - 100 mm	0.390
917-310-20A	13 1/4"	4 3/8" - 4 9/16"	1.521	337 mm	110 mm - 115 mm	0.690
917-310-22A	13 1/2"	4 3/4" - 5 3/16"	1.576	343 mm	120 mm - 130 mm	0.715
917-310-24A	15 1/4"	5 3/8" - 5 3/4"	2.205	388 mm	135 mm - 145 mm	1.000



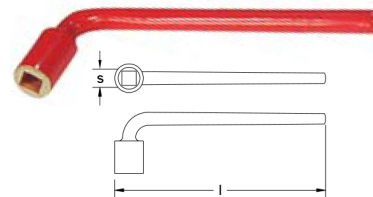
## Wrench Spanner (Adjustable Hook)

Item Number	Standard			Metric		
	Length (l)	Range (d)	Weight	Length (l)	Range (d)	Weight
917-3B1-02A	8 3/8"	1 1/4" - 3"	0.364	212 mm	32 mm - 75 mm	0.165
917-3B1-04A	11 1/4"	2" - 4 3/4"	0.948	285 mm	50 mm - 120 mm	0.430
917-3B1-06A	12 1/4"	4 9/16" - 6 3/4"	1.764	310 mm	115 mm - 170 mm	0.800




## Wrench Oxygen Bottle

Item Number	Standard			Metric		
	Length (l)	Capacity (s)	Weight	Length (l)	Capacity (s)	Weight
917-110-02A	6"	3/8"	0.037	154 mm	-	0.017




## Wrench Box End Striking Inch (DIN7444)

Item Number	Standard			Metric		
	Capacity (s)	Length (l)	Weight	Capacity (s)	Length (l)	Weight
916-110-04A	3/4"	5"	0.276	-	125 mm	0.125
916-110-06A	7/8"	5"	0.309	-	125 mm	0.140
916-110-08A	1"	6"	0.606	-	150 mm	0.275
916-110-10A	1 1/16"	6"	0.606	-	150 mm	0.275
916-110-12A	1 1/8"	6 1/2"	0.783	-	165 mm	0.355
916-110-14A	1 3/16"	6 1/2"	0.783	-	165 mm	0.355
916-110-16A	1 1/4"	7"	0.937	-	180 mm	0.425
916-110-18A	1 3/8"	7 3/4"	1.146	-	200 mm	0.520
916-110-21A	1 7/16"					
916-110-22A	1 1/2"	9"	1.146	-	230 mm	0.520
916-110-24A	1 5/8"	9"	1.565	-	230 mm	0.710
916-110-26A	1 3/4"	9 1/4"	1.565	-	235 mm	0.710
916-110-28A	1 13/16"	9 1/4"	1.962	-	235 mm	0.890
916-110-30A	2"	9 3/4"	1.962	-	250 mm	0.890
916-110-32A	2 1/16"	9 3/4"	2.271	-	250 mm	1.030
916-110-33A	2 1/8"			-		
916-110-34A	2 3/16"	10 1/2"	2.271	-	265 mm	1.030
916-110-36A	2 1/4"					
916-110-38A	2 5/16"	11"	3.197	-	280 mm	1.450
916-110-40A	2 3/8"	11"	3.197	-	280 mm	1.450
916-110-42A	2 1/2"	11 1/2"	3.748	-	295 mm	1.700
916-110-44A	2 9/16"	11 1/2"	3.748	-	295 mm	1.700
916-110-46A	2 5/8"	11 1/2"	3.748	-	295 mm	1.700
916-110-48A	2 3/4"	12 1/4"	4.498	-	310 mm	2.040
916-110-52A	3"	12 3/4"	5.291	-	325 mm	2.400



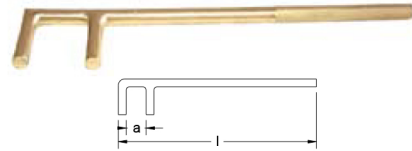
## Wrench Box End Striking Metric (DIN7444)

Item Number	Metric			Standard		
	Capacity (s)	Length (l)	Weight	Capacity (s)	Length (l)	Weight
916-000-24A	24 mm	165 mm	0.210	-	6 1/2"	0.463
916-000-27A	27 mm	165 mm	0.315	-	6 1/2"	0.694
916-000-30A	30 mm	185 mm	0.430	-	7 1/4"	0.948
916-000-32A	32 mm	185 mm	0.420	-	7 1/4"	0.926
916-000-36A	36 mm	200 mm	0.520	-	7 3/4"	1.146
916-000-41A	41 mm	225 mm	0.680	-	9"	1.499
916-000-46A	46 mm	235 mm	0.890	-	9 1/4"	1.962
916-000-50A	50 mm	250 mm	1.030	-	9 3/4"	2.271
916-000-55A	55 mm	265 mm	1.300	-	10 1/2"	2.866
916-000-60A	60 mm	280 mm	1.450	-	11"	3.197
916-000-65A	65 mm	295 mm	1.800	-	11 1/2"	3.968
916-000-70A	70 mm	310 mm	2.200	-	12 1/4"	4.850
916-000-75A	75 mm	325 mm	2.720	-	12 3/4"	5.997
916-000-80A	80 mm	340 mm	3.250	-	13 3/8"	7.165



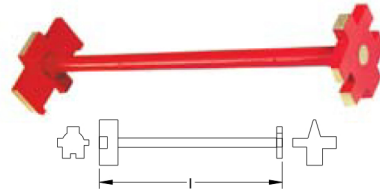
## Valve Handle

Item Number	Standard			Metric		
	Length (l)	Capacity (a)	Weight	Length (l)	Capacity (a)	Weight
917-400-30A	8"	1 1/8"	0.750	200 mm	30 mm	0.340
917-400-35A	10"	1 3/8"	0.904	250 mm	35 mm	0.410
917-400-40A	12"	1 9/16"	1.191	300 mm	40 mm	0.540
917-400-45A	14"	1 3/4"	1.680	350 mm	45 mm	0.762
917-400-48A	15"	1 7/8"	1.742	375 mm	48 mm	0.790
917-400-50A	16"	1 15/16"	1.797	400 mm	50 mm	0.815
917-400-55A	18"	2 1/8"	2.447	450 mm	55 mm	1.110
917-400-60A	20"	2 3/8"	3.164	500 mm	60 mm	1.435
917-400-65A	22"	2 1/2"	3.869	550 mm	65 mm	1.755
917-400-70A	24"	2 3/4"	3.913	600 mm	70 mm	1.775
917-400-75A	26"	2 15/16"	4.531	650 mm	75 mm	2.055
917-400-80A	28"	3 3/16"	4.828	700 mm	80 mm	2.190
917-400-85A	30"	3 3/8"	6.107	750 mm	85 mm	2.770
917-400-90A	32"	3 1/2"	6.746	800 mm	90 mm	3.060
917-400-93A	34"	3 5/8"	7.165	850 mm	93 mm	3.250
917-400-96A	36"	3 3/4"	7.750	900 mm	96 mm	3.515
917-401-00A	40"	3 15/16"	8.367	1000 mm	100 mm	3.795
917-401-03A	48"	4"	12.710	1200 mm	103 mm	5.765



## Wrench Bung

Item Number	Standard			Metric		
	Length (l)	Capacity	Weight	Length (l)	Capacity	Weight
917-9A1-02A	12"	1 1/2" / 2"	1.654	300 mm	38 mm/52 mm	0.750



## Wrench Bung Multi-Purpose

Item Number	Standard			Metric		
	Length (l)	Capacity	Weight	Length (l)	Capacity	Weight
917-910-02A	15 1/8"	-	2.535	385 mm	-	1.150

