

DRAIN CLEANING TOOLS FOR PROFESSIONALS

The Complete Source for ALL Your Drain & Sewer Cleaning Needs



22 Pages Best Viewed Actual Size (100%)



1. QUALITY

Electric Eel is clearly a leader in the manufacturing of sewer and drain cleaning equipment for the professional market. One area of exceptional quality leadership includes:



CABLE

All Electric Eel inner core cables are made from **certified galvanized aircraft wire inner core**. A time consuming heat treating process to relieve stress is carried out on all Electric Eel cables.

2. SERVICE

Electric Eel ships direct from the factory in Ohio for the quickest turnaround of orders. A toll-free number to the factory gives access to instant support, sales, and service: **1-800-833-1212**.

3. EXPERIENCE

Established in Springfield, Ohio in 1939, Electric Eel has earned a reputation for the highest quality product and superior service. Originally known as

the producer of the original dual cable sectional machine, Electric Eel has greatly expanded its product offering over the years to include drum machines, gas powered sectional units, water jetters, as well as pipeline inspection equipment.

4. DURABILITY

In addition to producing the industries toughest and longest lasting cable, Electric Eel machines are built tough to insure years of dependable operation.

5. LOCAL SUPPORT

In addition to our toll free factory number for instant service and support, Electric Eel has a nationwide network of experienced and knowledgeable sales reps to support our customers needs.

Demonstrations of Electric Eel equipment, as well as on site product training is available by your local Electric Eel representative.

1-800-661-9983



Page 4: Model C
Drain Cleaner

Page 5: Model D-5
Drain Cleaner



Page 10: Model 800
Hydrostatic Sewer Cleaner

Pages 11, 12, 13:
Models EJ1500, EJ2500, EJ3000
Electric & Gas Jetters



Page 6: Model N
Drain Cleaner

Page 7: Model E
Drain Cleaner



Page 14: Model K
Manual Drain Cleaner



Page 8: Model S
Drain Cleaner

Page 15: Hande Drain Cleaner
Hande Closer Auger



Page 9: Model 325
Gas Powered
Sewer Cleaner



Pages 16, 17, 18, 19, 20, 21:
EELCAM Pipeline Inspection Systems



Cleans 3" – 10" dia. pipelines up to 200 ft.

The original dual cable sectional drain cleaner has been generating profit for Electric Eel customers for nearly 5 decades.

The Model C spins the 1-1/4" diameter dual cable in 8 or 10 ft. lengths at twice the RPM of drum style machines for maximum cleaning power. This unit is ideal for tougher blockages such as tree roots.

KEY FEATURES & BENEFITS

Lower Maintenance – sectional cables can be quickly and easily cleaned.

Reduced Cable Cost – sectional cables can be replaced in any quantity at a much lower cost than 100 ft. continuous cables.

Safety – the user never has to handle the cable while it's rotating.

No Down Time – the machine is never out of service due to a broken or kinked cable, if a section is damaged, simply set it aside and continue with the job.

Ease of Transport – the Model C drive unit weighs only 72 lbs., the handle folds down for easy transport and storage.

More Power – the heavy duty Baldor motor is available in 1/2 H.P. (standard), 3/4 H.P., and 1 H.P.

Safety Slip Clutch – the clutch is fully adjustable – more power when you need it.

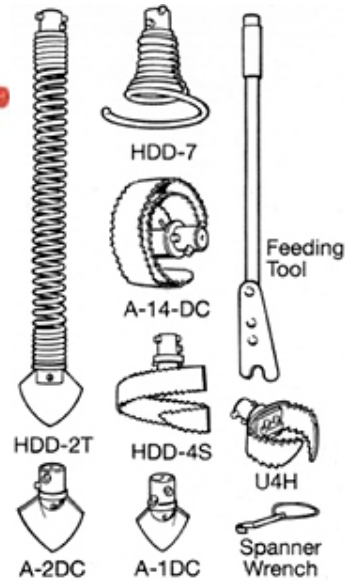
MODEL C STANDARD KIT (CK-1/2-8DC)

- 1/2 H.P. Drive Unit
- (13) 8 Ft. Regular Dual Cable
- SC-13 Feeding Tool
- SC-18 Spanner Wrench
- Set of (7) Cleaning Tools
- (2) SC-15 Cable Containers

Redesigned snap-lock cable coupling allows cables to connect easier and quicker than ever.

Patent Pending

NOTE: 8 Ft. Cable also available in Heavy Duty (5/8" dia. inner cable)



OPTIONAL J CABLE KIT



The 7/8" diameter "J" cable in 6 ft. lengths adapts to the Model C for working in 2" – 3" dia. lines.

Complete Model Line on Page 3

NEW

Cleans 3" – 10" dia. drain lines up to 100 ft.

A professional quality continuous cable drum machine at an affordable price, the Model D-5 runs 5/8" and 3/4" dia. Tri-Max cable.

KEY FEATURES & BENEFITS

- High density polyethylene drum and belt guard will not rust or dent. Drum holds 100 feet of 3/4" cable.
- Three sealed heavy-duty ball bearings, support for drum and thick wall guide tube for extended wear.
- 5 position height adjustment on handle.
- Large 10" solid wheels for easy maneuvering and stabilization of unit while in operation.
- Extra strength framework welded from 1-1/4" steel tubing.
- Quick remove continuous cable feeder and drum.
- Heavy duty, 1/2 H.P. capacitor-type motor produces more torque.
- Continuous belt skids for easy stair climbing.
- Wheel brake.
- Built-in GFCI (Ground Fault Circuit Interrupter) on 20 ft. line cord
 - Air operated foot switch and cord assembly for easy operation.

MODEL D-5 STANDARD KIT (D5K-3/4IC100)

- D-5 power unit with power cable feed
- Two (2) 3/4" x 50 Ft. Tri-Max cables
- Set of seven (7) cleaning tools
- 10 Ft. anchor cable, 2 Ft. flex leader
- Tool box
- Pair of staple palm leather gloves



Cleans 1 1/4" – 3" dia. drain lines up to 100 ft.



The professional quality versatile Model N drain cleaner offers two cable choices: A 5 ft. dualmatic sectional cable (5/8" dia.) with an open wound outer provides self-feeding action to negotiate bends and a 1/2" dia. continuous cable with genuine galvanized aircraft wire inner core.

KEY FEATURES & BENEFITS

- Newly enlarged drum holds up to 75 ft. of dualmatic cable or 100 ft. of 1/2" continuous cable.
- Rugged 1/3 H.P. motor.
- Cast aluminum bracket with bearing supported guide tube.
- Cast aluminum inner drum and cable guide to eliminate tangling in the drum.
- Built-in dual disc slip clutch provides overload protection for cable and cleaning tools.
- 20 ft. power cord w/GFCI.
- Unique frame design permits Model N to operate from either a 45 degree or horizontal position.
- Optional 2 wheel cart for easy transport.



Cast aluminum inner drum and cable guide

MODEL N STANDARD KIT (NK-DN50)

- Model N machine with 1/3 H.P. motor 100 ft. capacity drum
- Ten (10) 5 ft. Dualmatic cables (50 ft.)
- 3 piece tool set (DN-10, DN-11, DN-1)
- Tool bag • 1/8" "T" wrench
- Pair of leather gloves



Complete Model Line on Page 3

Cleans 1 1/4" – 3" dia. drain lines up to 75 ft.

A professional quality yet affordable drain cleaner for indoor lines up to 75 ft. The Model E is a common and widely rented machine popular with homeowners. The Model E utilizes both 3/8" and 1/2" diameter cables.

Optional 2 wheel cart with folding handle is available.



DN-12

DN-10

DN-11

KEY FEATURES & BENEFITS

- Rugged 1/3 H.P. Baldor motor.
- Cord wraps for easier transport.
- Rear bar to shield motor and allow for two position operation.
- Inner drum to eliminate cable buckling in cage.
- Built-in drum shaft slip clutch.
- Heavy duty steel tubular frame.
- GFCI with 20 ft. power cord.
- Cast aluminum bracket with bearing supported guide tube.

MODEL E STANDARD KIT (EK-P-3/8IC50)

- Model E machine
- 3/8" x 50' Galvanized aircraft wire inner core cable
- Set of (3) cleaning tools
- Leather gloves
- Tool bag
- "T" wrench

Complete Model Line on Page 3

Cleans 1 1/4" - 2 1/2" dia. lines up to 35 ft.


The industry's highest quality hand held drill powered drain cleaner is ideal for smaller, inside lines such as sinks, tubs, and showers. The Model S runs 1/4", 5/16" and 3/8" dia. cables up to 35 ft.

KEY FEATURES & BENEFITS

- Stainless steel cable drum won't rust, break or crack.
- Cast aluminum hand guard.
- Jacobs easy to tighten chuck.
- Variable speed, 1/2" reversing drill with double ball bearing gear head for longer life.
- Double insulated drill for shock protection.
- Cables are constructed of certified music wire – all inner core cables have genuine aircraft wire inner core for longer lasting operation.

MODEL S STANDARD KIT (SK-3/8E25)

- Model S machine
- 3/8" x 25' expanded end cable
- Carry case
- Toilet guide tube and holder



Carry case with toilet guide tube and holder



Complete Model Line on Page 3

Cleans 4" – 14" dia. pipelines up to 500 ft.

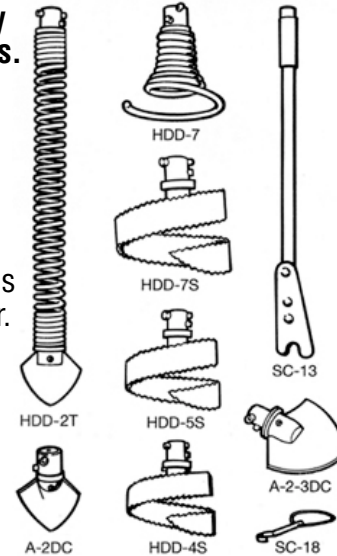
The Model 325 gas powered sewer cleaner combines efficiency and portability and utilizes heavy duty dual cable in 8 ft. lengths. This unit is ideal for municipalities and industry.

KEY FEATURES & BENEFITS

- Powerful 6.5 H.P. industrial/commercial engine.
- Automotive clutch assures smooth and efficient transfer of power from the engine to transmission.
 - 3 speed forward and reverse automotive transmission spins cable at 1050 RPM in third gear for plenty of cleaning power.
 - Adjustable safety clutch provides overload protection for cable and cleaning tools.
- Patented, 1-1/4" diameter, self-feeding heavy duty dual cable requires no handling by the operator while cable is rotating.
- Large 12" diameter pneumatic tires for easy maneuvering over all type of terrain.
- Optional 500 ft. capacity cable reel available.

MODEL 325 STANDARD KIT (325K-8DCHD)

- Model 325 power unit w/6.5 H.P. gas engine, 3 speed forward/reverse transmission, (4) pneumatic tires
- 25 8 ft. heavy duty dual cable (200 ft.)
- Set of seven (7) cleaning tools
- SC-18 spanner wrench
- SC-13 feeding tool



Complete Model Line on Page 3

Cleans 4" - 24" dia. pipelines up to 650 ft.

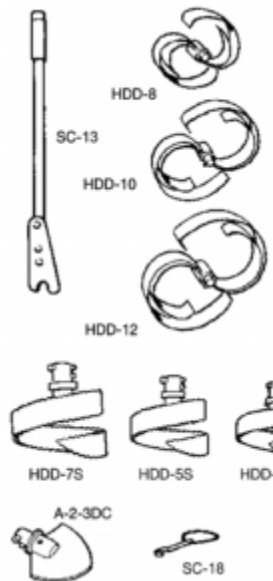
The newest sectional sewer cleaner from Electric Eel features the "infinitely variable drive speed system" with an automatic transmission. The Model 800 is the most portable and efficient sewer cleaner on the market for municipalities and industry.

KEY FEATURES & BENEFITS

- Runs 1 1/4" dia. self-feeding municipal dual cable in 8 ft. lengths – the strongest cable on the market for long runs.
- 8 H.P. gasoline engine (9 H.P. diesel optional) provides more horse power than any comparable machine on the market.
- Infinitely variable cleaning speeds at full torque from 50 to 1,000 RPM.
- Hydraulic pump passes up to 13 GPM. Pump / Motor life span of up to 45,000 hours.
- Safety hydraulic relief valve for cable change operation.
- JIC hydraulic fittings of aircraft design.
- High pressure hose rated up to 3000 PSI.
- Safety clutch for cable overload protection.
- Rugged steel base with five (5) gallon (19L) capacity hydraulic oil tank.
- Ball bearing steel wheels with 12" pneumatic tires for easy maneuverability.
- Optional 400 ft. capacity cable reel available.
- Wide variety of cleaning tools available for cleaning up to 24" dia. lines.

MODEL 800 STANDARD KIT (800K-8MUN)

- Model 800 power unit w/8 H.P. gasoline engine, hydrostatic transmission, heavy duty safety clutch, (4) pneumatic tires
- Twenty five (25) 8 ft. municipal dual cables (200 ft.)
- Set of seven (7) cleaning tools
- SC-18 spanner wrench
- SC-13 feeding tool



Heavy Duty municipal cable

[Complete Model Line on Page 3](#)

Cleans 1"-4" dia. drain lines up to 100 ft.

The EJ1500 electric jetter is ideal for cleaning grease, sand, soap and sludge from small drain lines. The EJ1500 is the perfect preventative maintenance tool for restaurants, hospitals, schools and professional maintenance applications.

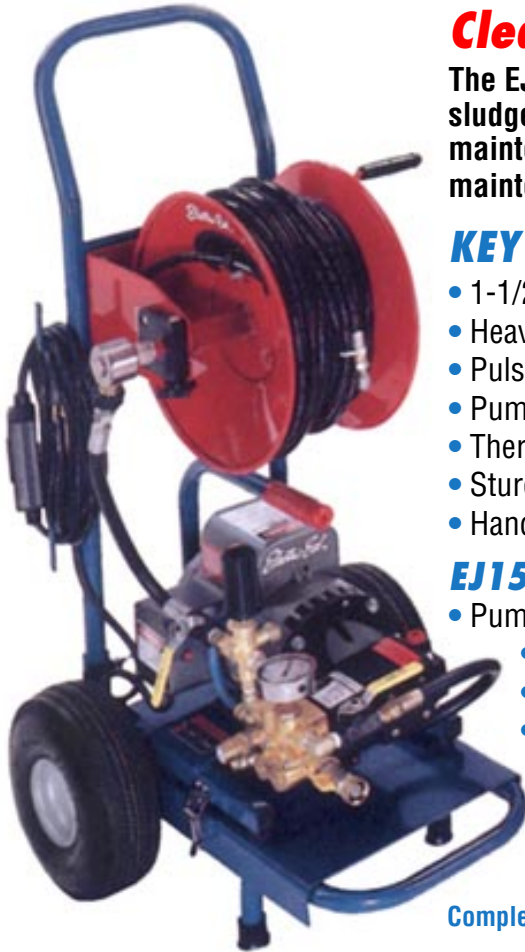
KEY FEATURES & BENEFITS

- 1-1/2 H.P. Baldor motor.
- Heavy duty duplex pump produces 1500 PSI and 1.7 GPM.
- Pulsation valve for maneuvering around difficult bends.
- Pump/motor assembly quickly removes from base for added portability.
- Thermal relief valve.
- Sturdy 10" pneumatic tires.
- Handle / Reel removes from base for easier transport.

EJ1500 STANDARD KIT (EJ1500D)

- Pump / Motor assembly on cart with (2) pneumatic tires
 - 1/4" x 100' Jetter hose
 - 1/8" x 50' Jetter hose
 - Set of (3) jet nozzles for 1/4" hose
 - Set of (2) jet nozzles for 1/8" trap hose
 - Rubber gloves
 - Bag to hold nozzles

Complete Model Line on Page 3



Cleans 1 1/2" – 6" dia. drain lines up to 200 ft.

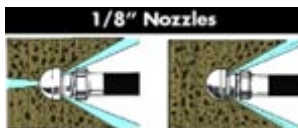

This mid size gas powered water jetter is compact and easy to transport. Ideal for grease, sludge, soap, and sand blockages. A variety of hose sizes allows for use in small to mid sized drain lines.

KEY FEATURES & BENEFITS

- 6.5 H.P. overhead valve Honda engine.
- Heavy duty triplex pump produces 2500 PSI @ 3 GPM.
- Pulsation valve • Runs 1/8", 1/4", and 3/8" dia. hose.
- Rugged steel base with 10" dia. pneumatic tires.
 - 200 ft. capacity hose reel.
 - 2 to 1 gear box reduction for longer pump life and increased pulsation.
 - Optional spray wand for use in variety of cleaning tools.

MODEL EJ2500 STANDARD KIT (EJ-2500B)

- EJ2500 power unit w/6.5 H.P. engine, 2500 PSI/ 3 GPM triplex pump, 200 ft. capacity hose reel
- 1/4" x 100 foot hose • 1/8" x 50 foot hose
- Rubber gloves • Nozzle bag



Complete Model Line on Page 3

- 1/8" Nozzle set (2) • 1/4" Nozzle set (2)

Cleans 2"– 8" dia. drain lines up to 300 ft.

The most powerful jetter in the Electric Eel line, the EJ3000 features a 13 H.P. Honda engine for maximum cleaning power.

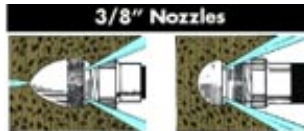
KEY FEATURES & BENEFITS

- 13 H.P. overhead valve Honda engine.
- 2 to 1 gear reduced long-lasting 3000 PSI / 4.7 GPM triplex pump with pulsation.
- 300 ft. capacity hose reel.
- Large gas tank for extended operation.
- Rugged steel base with 12" pneumatic tires for better maneuverability.
- Throttle back control automatically adjusts engine speed.
- Dual element air filter.
- Wheel brake to secure unit while in operation.
- Runs 1/4" and 3/8" dia. hose.
- Optional spray wand for cleaning.



MODEL EJ3000 STANDARD KIT (EJ-3000B)

- Drive unit w/13 H.P. engine, 3000 PSI / 4.7 GPM triplex pump, (4) pneumatic tires, 300 ft. capacity reel, wheel brake • 3/8" x 100 foot hose • 3/8" nozzle set (3) • Rubber gloves • Nozzle bag



Complete Model Line on Page 3

Cleans 1 1/4" – 3" dia. lines up to 100 ft.

The Model K manual powered drain cleaner is a lightweight, less expensive alternative to electric powered models. This unit is ideal for rooftop work in downspouts.

KEY FEATURES & BENEFITS

- Runs up to 100 ft. of 1/2" galvanized aircraft wire inner core cable.
- Powder coated cage rotates freely.
- Self-aligning bearings.
- Steel side braces on frame for extra durability.
- Thumbscrew locks cable at front of cage.

MODEL K STANDARD KIT (KK-1/2IC50)

- Model K with 1/2" x 50' inner core cable
- Set of (3) cleaning tools
- Tool bag
- "T" wrench



DN-12

DN-10

DN-11

[Complete Model Line on Page 3](#)



HANDE DRAIN CLEANER

Opens clogged sinks, lavatories, bathtubs, and shower stall drains.

- 1/4" or 5/16" Music wire cable for maximum flexibility and durability.
- 1/4" Cable negotiates most bathtub crossbars.
- Heavy duty steel drum holds up to 35' cable.
- Convenient thumb screw locks cable securely.

HANDE STANDARD KIT (HE-1/4E25)

- Hande drain cleaner with 1/4" x 25' cable



HANDE CLOSET AUGER (CA-3A)

Removes obstructions in any type of toilet.

- 3' Music wire cable for greater flexibility.
- Heavy duty zinc plated construction.
- Protective tubing helps prevent marring of toilet bowl.



EELCAM™ Pipeline Inspection Systems from Electric Eel allow you to quickly inspect and locate a wide variety of pipeline problems. **EELCAM** systems take the guess work out of your job by letting you know exactly where the problem is before you dig to save you time and money.

EELCAM systems have a variety of uses such as in-line inspection of sewer and drain lines, septic tanks, service laterals, chimneys, HVAC ducts and much more. Standard in-line transmitters give you the advantage of locating broken pipes, leaking joints, and a variety of other pipeline blockages.

The next 5 pages show the complete line of Electric Eel **EELCAM** pipeline inspection systems.

KEY FEATURES & BENEFITS



- Available in B/W, color, color – self leveling
- B/W camera 1.2" D x 1.6" L, 0.03 Lux
- Color camera 1.5" D x 2.5" L, 0.03 Lux
- On screen count w/keyboard
- In-line transmitter
- Rugged carry case w/handle and wheels
- Lightweight 30" cable reel with brake
 - 110 VAC / 12 VDC operation.
 - VCR
 - Picture inverter
 - Camera test port for trouble shooting
 - Microphone
 - Standard w/200 ft. gel-rod push cable

Inspects 3"- 8" dia. lines

The EC-10LCD is the newest model available from Electric Eel. This system features a super portable console (23 lbs.) and a 10" dia. LCD monitor. Available with the **NEW** smaller 1-3/8" dia. self-leveling color camera.



KEY FEATURES & BENEFITS

- Color camera
- 10.4" LCD Monitor
- On-screen count w/keyboard
- Super portable console in heavy duty case
- In-line sonde
- VCR
- Microphone
- 110 VAC 12 VDC operation
- Standard with 200 ft. of gel-rod push cable (Cable reel holds up to 300 ft.)
- Centering sleeve for 4" and 6" dia. lines
- Lightweight 30" cable reel w/brake



Optional Self leveling Color Camera



Complete Model Line on Page 3

This compact and portable color system features a DVD recorder and also includes a hard disc drive. The DVD and monitor are housed in a heavy duty, fold up briefcase style case for easy transport.

KEY FEATURES & BENEFITS

- Color Camera (Self-leveling available)
- In-line transmitter
- 15" LCD monitor
- DVD recorder
- On screen count w/keyboard
- Microphone
- Camera test port
- Centering sleeves for 4" – 6" lines
- Standard with 20 ft. of gel-rod push cable
- 30" cable reel w/brake
- System also available with DVD/VCR combo



EC-7LCD

COLOR SYSTEM

Fully portable inspection system has 7" LCD monitor attached to reel for easy transport. Features include in-line transmitter, on-screen count, microphone, centering sleeves, 1.5" color camera, and VCR connections. Unit comes standard with 200 ft. of gel-rod push cable.



EC-100-2

BLACK & WHITE SYSTEM

Basic system with B/W camera, 200 ft. of push cable, in-line transmitter, 9" monitor/controller, centering sleeves, sun shield, tilt stand, and VCR connections. Also available with color camera and optional carry case.



EC-100MC

BLACK & WHITE MINI CAMERA SYSTEM

System includes B/W camera (3/4" dia.), 100 ft. of 5/16" dia. push cable, 9" monitor/controller, sun shield, tilt stand, and VCR connections. Also available with 1" dia. color camera, and reel w/push cable and camera.



A variety of pipeline location equipment and accessories are available from Electric Eel.

- **LF2000** Digital Receiver
- **Buzz Box** – for Line Tracing
- Aluminum Roller Skid w/Wheels
- Spring Carrier
- “Tape-on” Transmitter



1-800-661-9983

Complete Model Line on Page 3

