



GAS POWERED HYDROSTATIC TEST PUMPS

Ideal for certifying the integrity of newly installed or repaired water lines, sewer lines, commercial sprinkler systems, and pressure vessels. All gasoline driven models come with Briggs & Stratton™ Intek Pro or Honda engines and are backed by their warranties. Recirculating systems provide pump protection and water conservation. Carts are wheeled for ease of movement. All units come standard with 10 ft. high-pressure output hose and 10 ft. suction hose with strainer.



NEW!



ROLLER PUMPS

Features: 5.4 gpm/300 psi (20.5 lpm/21 bar)

- **46301** with 6.5 hp B&S engine. Shipping weight.....151 lbs. (69kg)
- **463010** with 5.5 hp Honda engine. Shipping weight150 lbs. (68kg)

Accessories:

- 36352 Pump Repair Kit
- 34550 10' Suction Hose
- 221065 10' High-Pressure Output Hose

TWIN PISTON PUMPS

Features: 10 gpm/400 psi (38 lpm/28 bar)

- **46453** with 6.5 hp B&S engine w/ cart/wheels. Shipping weight 162 lbs. (74kg)
- **464530** with 5.5 hp Honda engine w/ cart/wheels. Shipping weight... 159 lbs. (72kg)
- **36454** with 6.5 hp B&S engine w/ cage. Shipping weight 136 lbs. (61kg)
- **364540** with 5.5 hp Honda engine w/ cage. Shipping weight 136 lbs. (61kg)

Accessories:

- 36352 Pump Repair Kit
- 34550 10' Suction Hose
- 221065 10' High-Pressure Output Hose

TRIPLEX PISTON PUMP

Features: 3.5 gpm/3,000 psi (15 lpm/21 bar)

- **373080** with 8.5 hp Honda engine. Shipping weight 193 lbs. (88kg)

Accessories:

- 36395 Valve Kit
- 36396 Seal Kit
- 34550 10' Suction Hose
- 221065 10' High-Pressure Output Hose

TRIPLEX PLUNGER PUMPS

Features: 3.5 gpm/1,200 psi (13 lpm/84 bar)


- **46200** with 6.5 hp B&S engine w/cart/wheels. Shipping weight 130 lbs. (59kg)
- **462000** with 5.5 hp Honda engine w/cart/wheels. Shipping weight .. 130 lbs. (59kg)
- **36200** with 6.5 hp B&S engine w/ cage. Shipping weight..... 87 lbs. (40kg)
- **362000** with 5.5 hp Honda engine w/ cage. Shipping weight..... 87 lbs. (40kg)

Accessories:

- 34052 Pump Repair Kit
- 34503 Pump Seal Kit
- 34550 10' Suction Hose
- 221065 10' High-Pressure Output Hose

GAS POWERED HYDROSTATIC TEST PUMPS

Continued



TRIPLE DIAPHRAGM PUMPS ...CAPABLE OF HANDLING 10% CHLORINE SOLUTIONS

Features: 10 gpm/500 psi (37.8 lpm/35 bar)

- **46501** with 6.5 hp B&S engine. Shipping weight..... 161 lbs. (73kg)
- **465010** with 5.5 hp Honda engine. Shipping weight..... 162 lbs. (73kg)
- **46701** with 6.5 hp B&S engine with tank. Shipping weight 211 lbs. (96kg)
- **467010** with 5.5 hp Honda engine with tank. Shipping weight 211 lbs. (96kg)

Accessories:

- 36345 Pump Repair Kit for all models above
- 36349 Pump Repair Kit for models 46500 and 465000
- 34550 10' Suction Hose
- 221065 10' High-Pressure Output Hose

DIAPHRAGM PUMPS ...CAPABLE OF HANDLING 10% CHLORINE SOLUTIONS

Features: 15 gpm/300 psi (57 lpm/21 bar)

- **46600** with 6.5 hp B&S engine w/ cart/wheels. Shipping weight173 lbs. (79kg)
- **466000** with 5.5 hp Honda engine w/ cart/wheels. Shipping weight 167 lbs. (76kg)

Accessories:

- 36347 Pump Repair Kit for models 46600 and 466000
- 34550 10' Suction Hose
- 221065 10' High-Pressure Output Hose

DIAPHRAGM PUMPS ...CAPABLE OF HANDLING 10% CHLORINE SOLUTIONS

Features: 26 gpm/250 psi (98 lpm/17 bar)

- **46800** with 8 hp B&S engine. Shipping weight..... 246 lbs. (112kg)
- **468000** with 8 hp Honda engine. Shipping weight 246 lbs. (112kg)

Accessories:

- 36390 Pump Repair Kit
- 34550 10' Suction Hose
- 221065 10' High-Pressure Output Hose

Wheeled pumps are available with cages. Contact factory for details and pricing.

HYDROSTATIC TEST PUMPS

CONTINUED

ELECTRIC POWERED HYDROSTATIC TEST PUMPS

PORTABLE

Features: 4 gpm / 300 psi (15 lpm / 20 bar), 1/2 hp, 115/230V, 60Hz motor

- **39300** Ideal for certifying fire sprinkler lines, commercial plumbing and industrial testing. Compact, lightweight for portability, but yet powerful and rugged for the professional. Built in adjustable pressure regulator.

Shipping weight..... 34lbs (15kg)

Accessories:

- 39350 Pump Repair Kit
- 34550 10' Suction Hose



TWIN PISTON PUMPS

Features: 3 gpm / 500 psi (11 lpm / 35 bar) 1 hp capacitor start motor

- **35100** 115/230V, single phase, 60Hz. Shipping weight 86 lbs. (39kg)
- **35101** 220V, single phase, 50Hz. Shipping weight 86 lbs. (39kg)

Accessories:

- 36361 Pump Repair Kit
- 34550 10' Suction Hose



TRIPLEX PLUNGER PUMPS

Features: 1 gpm / 1000 psi (7 lpm / 70 bar, 1 hp capacitor start motor

- **33100** 115/230V, single phase, 60Hz. Shipping weight 110 lbs. (50kg)
- **33101** 220V, single phase, 50Hz. Shipping weight 110 lbs. (50kg)

Accessories:

- 36389 Pump Repair Kit
- 34550 10' Suction Hose



DIRECT DRIVE TRIPLEX PLUNGER PUMPS

Features: Single phase, 1.5 hp, 15amp capacitor start motor

- **47100** 2.2gpm / 1,000 psi (10 lpm / 70 bar), 115V, 60Hz. Shipping weight 127 lbs. (57kg)
- **47101** 2.2gpm / 1,000 psi (10 lpm / 70 bar), 220V, 50Hz. Shipping weight 127 lbs. (57kg)
- **47102** 1.1gpm / 2,000 psi (5 lpm / 138 bar), 115V, 60Hz. Shipping weight 127 lbs. (57kg)
- **47103** 1.1gpm / 2,000 psi (5 lpm / 138 bar), 220V, 50Hz. Shipping weight 127 lbs. (57kg)

Accessories:

- 34052 Discharge Valve Kit
- 34053 Pump Seal Kit
- 34550 10' Suction Hose



DIRECT DRIVE COUPLED TRIPLEX PLUNGER PUMP

Features: 3.5 gpm / 3,000 psi (13.25 lpm / 200 bar), 7.5 hp 208/230V 3-phase, 60Hz motor

- **37208** On 2-wheeled cart with full perimeter cage. Shipping weight 263 lbs. (120kg)

Accessories:

- 34054 Seal Kit
- 34055 Valve Kit
- 34550 10' Suction Hose





PNEUMATIC POWERED HYDROSTATIC TEST PUMPS

Features: 1 gpm / 1500 psi (3.8 lpm / 103 bar) 100 psi @ 75 cfm required

- **32150** Lightweight on a Steel Base. Shipping weight 31 lbs. (14kg)

Features: .5 gpm / 3,000 psi (1.8 lpm / 206 bar) 100 psi @ 75 cfm required

- **32300** Lightweight on a Steel Base. Shipping weight 29 lbs. (13kg)

Features: .088 gpm / 10,000 psi (.4 lpm / 689 bar) 100 psi @ 28 scfm required

- **32450** With full perimeter cage. Shipping weight 54 lbs. (24kg)

NEW!



FIRE HOSE TESTERS - ELECTRIC

Features: 3 gpm/500 psi, (10 lpm/35 bar), 115V, single-phase, 1 hp capacitor motor, one (1) 2 1/2" NST swivel female quick fill inlet and two (2) 2 1/2" NST male outlets with individual ball valves.

Cage mounted on swivel casters. Inlet and outlet hoses not provided.

- **363020** Two Hose Tester – Electric. Shipping weight 162 lbs. (74kg)

Features: 3 gpm/500 psi, (10 lpm/35 bar), 115V, single-phase, 1 hp capacitor motor, one (1) 2 1/2" NST swivel female quick fill inlet and two (2) 2 1/2" NST male outlets with individual ball valves.

Cage mounted on swivel casters. Inlet and outlet hoses not provided

- **363040** Four Hose Tester – Electric. Shipping weight 179 lbs. (81kg)



NEW!



FIRE HOSE TESTERS - GAS

Features: 10 gpm/400 psi, (38 lpm / 28 bar), 115V, single-phase, 1 hp capacitor motor, one (1) 2 1/2" NST swivel female quick fill inlet and four (4) 2 1/2" NST male outlets with individual ball valves. Cage mounted on swivel casters. Inlet and outlet hoses not provided.


- **363060** Four Hose Tester – Gas. Shipping weight 222 lbs. (101kg)

VACUUM TEST ASSEMBLY

An easy way to check a trash pump for proper suction. Verify proper operation before putting a pump into service. Simply prime pump, place flat face over suction port and start pump.

- **700536** Shipping weight 1 lb. (.45kg)





TRASH PUMPS

Specifically designed pumps for heavy duty applications. Handles solids with ease and simple to open and clean. Standard roll cage protects pump and engine. Steel strainer for intake hose included. Available with either Briggs & Stratton Intek™ Pro or Honda Engines.

2" TRASH PUMPS

Features: 2" Suction / Discharge ports, 180gpm / 680lpm, max solids up to 1"

- **56200** With 6.5 hp B&S Engine (Caged). Shipping weight..... 100 lbs. (45.5kg)
- **56201** With 6.5 hp B&S Engine on wheeled cart. Shipping weight..... 140 lbs. (63.6kg)
- **562000** With 5.5 hp Honda Engine (Caged). Shipping weight..... 100 lbs. (45.5kg)
- **562001** With 5.5 hp Honda Engine on wheeled cart. Shipping weight 140 lbs. (63.6kg)

Accessories:

- 56250 2" x 20' Suction Hose
- 56251 2" x 25' Discharge Hose
- 276270 Pump Repair Kit



3" TRASH PUMPS

Features: 3" Suction/ Discharge ports, 300gpm / 1140lpm, max solids up to 1.25"

- **56300** With 6.5 hp B&S Engine (Caged). Shipping weight..... 132 lbs. (60kg)
- **56301** With 6.5 hp B&S Engine on wheeled cart. Shipping weight..... 150 lbs. (68kg)
- **563000** With 5.5 hp Honda Engine (Caged). Shipping weight..... 134 lbs. (61kg)
- **563001** With 5.5 hp Honda Engine on wheeled cart. Shipping weight 150 lbs. (68kg)

Accessories:

- 56350 3" x 15' Suction Hose
- 56351 3" x 25' Discharge Hose
- 276271 Pump Repair Kit



MUDSUCKER DIAPHRAGM STYLE TRASH PUMPS

Features: 3" Suction/Discharge ports, 90gpm / 340lpm; for sewage, slurry, mud, thick liquids, max solids up to 1-5/8"

- **56310** With 6.5 hp B&S Engine. Shipping weight 179 lbs. (81kg)
- **563100** With 5.5 hp Honda Engine. Shipping weight 181 lbs. (82kg)

Accessories:

- 56350 3" x 15' Suction Hose
- 56351 3" x 25' Discharge Hose



ENGINE DRIVEN TRASH PUMPS

Features: 4" Suction/Discharge ports, 540gpm / 44psi, low oil alert, self priming up to 20', max solids up to 2"

- **56400** With 16 hp B&S Vanguard Engine. Shipping weight..... 214 lbs. (97kg)
- **564000** With 13 hp Honda Engine on wheeled cart. Shipping weight..... 214 lbs. (97kg)

Accessories:

- 56451 4" x 15' Suction Hose
- 56452 4" x 25' Discharge Hose



Diesel engines available – Special request

Other Sizes of Trash Pumps Available Upon Request