
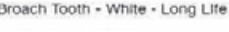










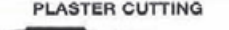


**Head Office**  
 14208 - 128 AVENUE NW  
 EDMONTON AB T5L 3H5  
 CANADA  
 Tel: 780 - 447 - 1904  
 Fax: 780 - 447 - 2056



**Sales Office**  
 83 ENDEAVOUR DRIVE  
 CAMBRIDGE ON N3C 4C2  
 CANADA  
 Tel: 519 - 651 - 1050  
 Fax: 519 - 651 - 1051

## Technical Data : RECIPROCATING SAW BLADES

BLADE TYPE	Prod. No.	Length	Width	Thick-ness	Teeth	RECOMMENDED USES
 Broach Tooth - White - Long Life	40640	6"	3/4"	.035	14/10	Heavy gauge metals, compositions, masonite, wood, etc.
	40840	8"	3/4"	.035	14/10	
	40120	12"	3/4"	.035	14/10	
 Broach Tooth - White - Long Life	39484	4"	3/4"	.035	18/14	Graduated teeth for fast cuts in metals heavier than 1/2" bar stock, angles, pipe. Also fiberglass, fibre, "Transite."
	39684	6"	3/4"	.035	18/14	
<b>SILK KOTE™ - FOR HARD AND ABRASIVE MATERIALS</b>						
 Silver - Long Life	41666	6"	TAPER BACK	.050	6	A special treatment and coating result in a hard abrasion resistant surface that adds to the cutting life of the blade. Especially recommended for fiberglass and other abrasive applications. Also effective on metals, including stainless steel.
<b>SILK KOTE™ - FOR HARD AND ABRASIVE MATERIALS</b>						
 Silver - Long Life	41668	6"	3/4"	.035	10	For metal decking and roofing, and nonferrous metals.
	41670	6"	3/4"	.035	14	
 White - Long Life	40610	6"	3/4"	.035	10	For metal heavier than 1/4" bar stock, angles, etc. Also, rubber, masonite, fiberglass, etc.
	40810	8"	3/4"	.035	10	
	40414	4"	3/4"	.035	14	
	40614	6"	3/4"	.035	14	
	40814	8"	3/4"	.035	14	
	40418	4"	3/4"	.035	18	
	40618	6"	3/4"	.035	18	
	40818	8"	3/4"	.035	18	
	40424	4"	3/4"	.035	24	
	40624	6"	3/4"	.035	24	
 White - Long Life	42018	3"	1/4"	.035	18	For scroll cutting metals lighter than 14 gauge.
	42024	3"	1/4"	.035	24	For scroll cutting the thinnest sheet metals, etc.
 White - Long Life	43110	3 3/8"	5/16"	.035	10	For scroll cutting heavy gauge metals.
	43114	3 3/8"	5/16"	.035	14	For scroll cutting heavy gauge metal, fiberglass, masonite.
 White	45606	6"	3/4"	.035	6	For wood and nail-embedded woods, all composition material. Also nonferrous metals.
	45103	12"	TAPER BACK	.050	3	Fastest cutting, roughing-in work in wood
 White	45000	6"	1/2"	.050	6	Contour cutting, general roughing-in work in wood and nail-embedded woods. Fast cutting.
 Blue	45007	6"	TAPER BACK	.050	6	Dual purpose hook tooth design for fast, smooth cutting and general roughing-in.
 White	45110	12"	TAPER BACK	.050	10	For thinner sections of wood, plastics, metals 1/8" and under where extra blade length is required.
 White	45006	6"	TAPER BACK	.050	6	General roughing-in work in wood and nail-embedded woods. Fast cutting.
	45906	9"	TAPER BACK	.050	6	
	45106	12"	TAPER BACK	.050	6	
 White - Long Life	52046	4"	3/4"	.035	6 V-TTH.	For smooth, fast cuts in plaster, plasterboard and metal lath plaster.
	52066	6"	3/4"	.035	6 V-TTH.	
<b>RECIPROCATING BLADE ASSORTMENT KIT</b>						
	50000	A selection of 5 popular wood and metal cutting blades in one display pouch. Includes one each: 45006, 40414, 40614, 40418, 40618.				